

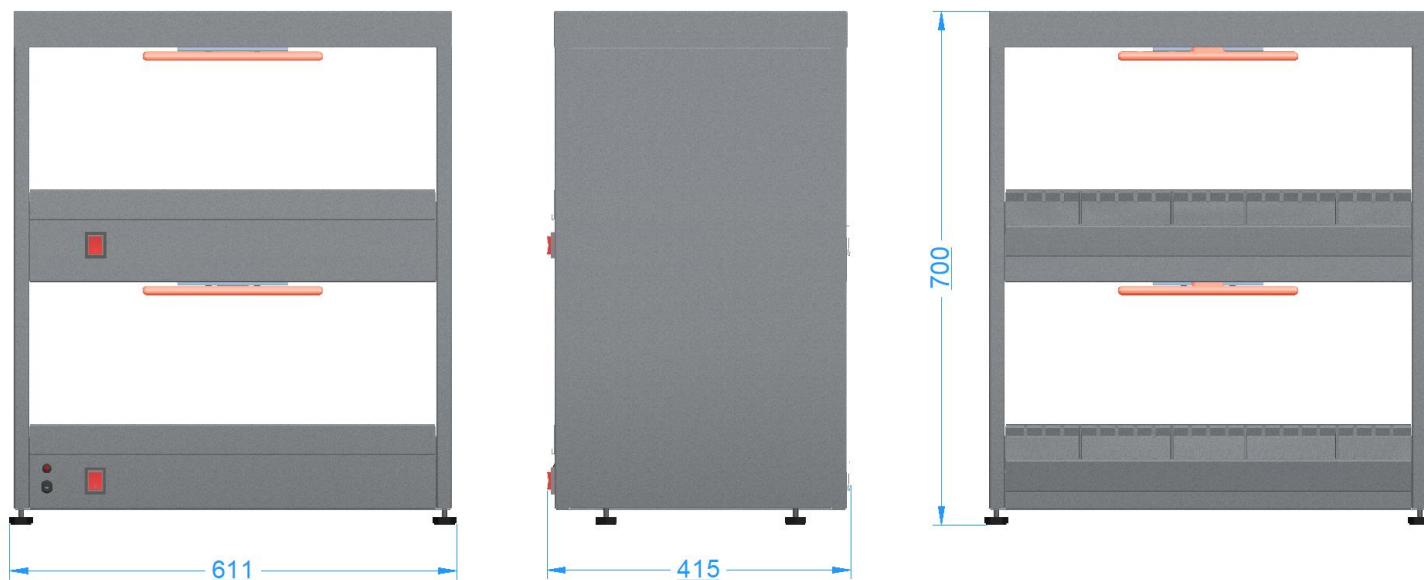
VIZU® 2 TIER FOOD CHUTE

FF2TFC



- All stainless-steel construction
- Adjustable lane guides
- Complete with lane listing strips and holders

VIZU® 2 Tier Food Chute Specification Page



Model FF2TFC

Dimensions	Machine
Height	700 mm
Width	611 mm
Depth	415 mm
Weight	35kg
Electrical	1 phase, 50Hz AC, 230v, 0.8Kw
Running Amps	5.2 Amps
Connection Type	BSCHUKO 2/3 PIN PLUG
International	N/A

All **VIZU® 2 Tier Food Chutes** have been tested and checked for proper operation before leaving the factory.

Upon delivery please check the unit for damage. If the unit is damaged, contact the carrier, or Fast Food Systems, immediately and file a damage claim (found in the back of the manual) Please retain all packing materials.

Damage must be reported within 7 days of delivery.

Assembly Instructions

1. Remove all packing from the unit.
2. Peel off all protective plastic covering from metal
3. Wash all removable parts in warm, soapy water and dry them thoroughly.
4. Place chutes and guide bars in position.

Installation

Position the Vizu Food Chute in desired position, close to a suitable electrical supply and connect.

Operating instructions

1. Connect to mains power supply.
2. Ensure that led power indicator is illuminated.
3. Switch the two red rocker switches 'ON' to operate the top and bottom lights and ceramic elements.
4. Allow unit to reach operating temperature. This will take approximately 30 minutes.

Cleaning instructions

1. Disconnect the unit from its power supply.
2. Remove chutes and clean.
3. Clean all stainless steel surfaces with proprietary stainless steel cleaner, such as Sheila Shine and a soft lint free cloth. **Note: Do NOT use abrasive cleaners or pads and do NOT bleach.**
4. Wipe ceramic elements only when they are cold with a damp clean cloth.
5. Do NOT touch or clean (quartz) heat lamps with fingers, as this will reduce the life of the tubes.
6. Dry all surfaces thoroughly removing all moisture.

Spare Parts List

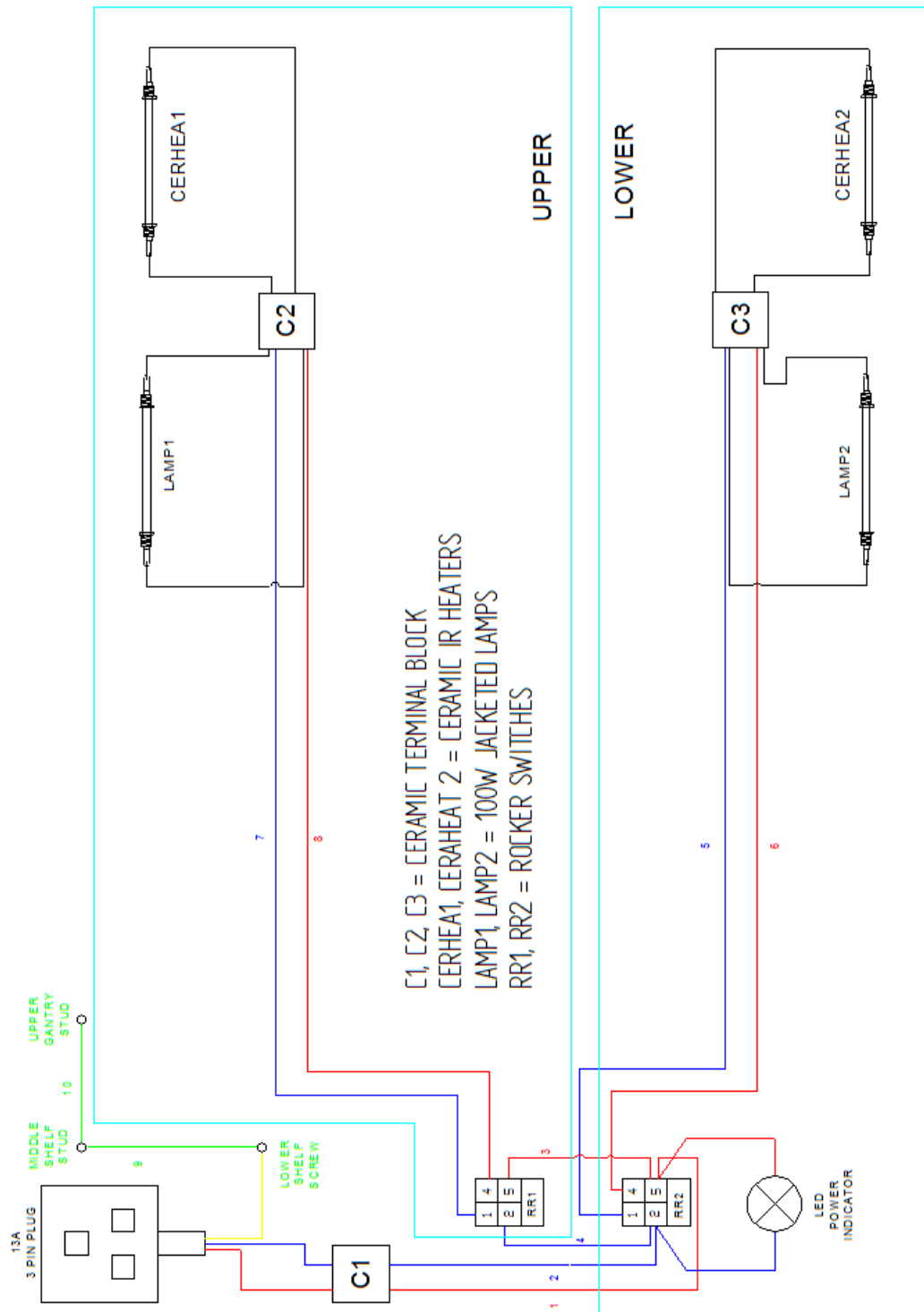
PART NO.	DESCRIPTION	QTY	PICTURE
EQVIZULABELS	White menu labels	4	
MF 354Z	Ceramic block	13	
MF 374-1029	10mm Low profile lens LED indicator, 230V AC	1	
MFQUARTZJACKET 100W	QUARTZ JACKET 100 W LAMP ASSEMBLY	2	
MF EUROCONVERT	EURO TO UK CONVERTOR IN BLACK 19-1032	1	
MF FSC300W	Ceramic infrared	2	
MF RTH34AFM	Adjustable feet	4	
VILE14	Switch cover	2	
VISW17	Red rocker switch	2	

Fault finder

Qualified personnel must carry out any servicing.
 Disconnect from power before servicing.

Problem	Possible cause	Solution
1. Indicated ON/OFF (RED switch) does not illuminate.	⇒ No power to machine.	<ul style="list-style-type: none"> • Check machine is plugged in and switched on. • Check fuse in plug. • Check circuit breaker at mains supply board is in i.e. ON. • Replace switches.
2. One or all the RED switches do not illuminate.	⇒ Switch(es) in OFF position. ⇒ Switch faulty.	<ul style="list-style-type: none"> • See Section 1. • Switch on. • Replace switch.
3. All RED switches are illuminated, but one or more halogens are not.	⇒ Halogen incorrectly fitted. ⇒ Faulty halogen lamp. ⇒ Switch faulty. ⇒ Halogen holder faulty. ⇒ Loose or faulty wiring.	<ul style="list-style-type: none"> • Fit correctly. • Replace halogen. • Replace switch. • Call maintenance • Call maintenance.

Wiring Diagram



Terms and Conditions

Claims

No claim shall be entertained by the Company unless made in writing. Claims arising from damage or partial loss in transit must reach the Company within 7 days from the date of delivery. Claims for non-delivery must reach the Company within 10 days from the date of dispatch. All other claims must reach the Company within 7 days. Damaged goods must be retained for inspection/collection.

Returns

The Company does not operate a returns policy unless the goods are defective:

In circumstances where the Company agrees to accept return of goods, a charge of 25% of the invoice value will be made.

Damage claim form

Machine: **VIZU® 2 TIER FOOD CHUTE**

Product code: **FF2TFC**

Customer name.....

Date of delivery.....

Machine serial number.....

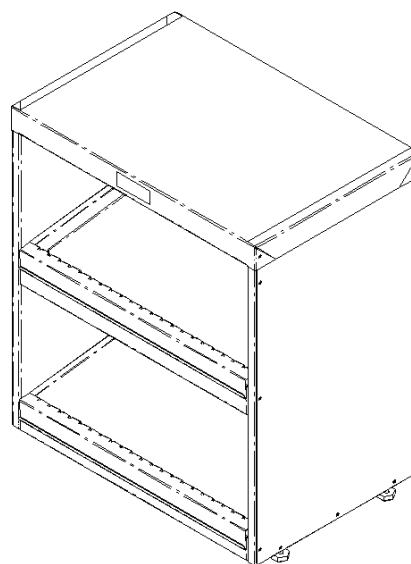
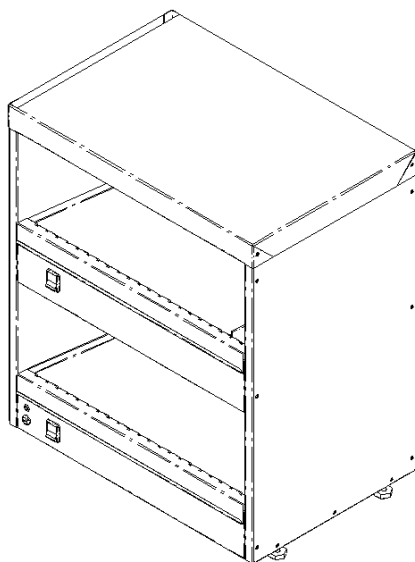
Damage comments.....

.....

.....

.....

Please indicate on the picture where the unit is damaged



Courier name.....

Please cut this page out and post to **Fast Food Systems**
(The address is on the back of this manual)



Warranty

UNITED KINGDOM AND REPUBLIC OF IRELAND

Excepting where otherwise specified all products are subject to 12 months parts and labour warranty. Goods found defective will be repaired, credited or replaced without charge according to the terms of the Company's standard warranty, provided written notice is given within the guarantee period. In no case will the company be liable for repairs made without it's knowledge or sanction, or for indirect damage, or any consequential loss or expense incurred by purchasers.

Fast Food Systems Ltd, warrants to the original purchaser that the equipment supplied to be free from defective materials or workmanship for a period of 12 (twelve) months.

The following are NOT covered by warranty:

1. Failure or breakdown caused by incorrect installation.
2. Adjustment or calibration of controls - this is a routine maintenance function.
3. Abuse or misuse, including cleaning.
4. Warranty labour is only carried out during normal working hours, calls out of hours may be subject to surcharges.
5. The warranty will commence either on installation or 1 (one) month from date of dispatch - whichever is the sooner.
7. Warranty on spare parts purchased for equipment outside of the warranty period is 3 (three) months from date of sale.
8. Any faulty spare parts replaced under warranty must be returned with 7 days of supply.
9. Warranty is non-transferable.

Fast-Food-Systems Ltd will not be held responsible, financially or otherwise, for any loss of business as a result of equipment breakdown.

MODEL NUMBER.....**FF2TFC**.....

ORDER ID/JOB NO.....

MACHINE SERIAL NUMBER.....

DATE OF MANUFACTURE/...../.....

DATE OF DELIVERY...../...../.....

DATE OF COMMISSIONING...../...../.....



ENGLISH

Electrical equipment marked with this symbol may not be disposed of in European public disposal systems after 12 August 2005. In conformity with European local and national regulations (EU Directive 2002/96/EC), European electrical equipment users must now return old or end-of-life equipment to the manufacturer for disposal at no charge to the user.

Note: For return for recycling, please contact the equipment manufacturer or supplier for instructions on how to return end-of-life equipment for proper disposal.

Fast Food Systems Limited

Manufacturer & Distributor of Catering Equipment

Unit 1 Headley Park 9 Headley Road East

Woodley Reading Berkshire RG5 4SQ

Tel: 0118 944 1100 Fax: 0118 944 0350

Email: service@fast-food-systems.co.uk

Website: www.fast-food-systems.com

ISSUE 02 – 19.07.18